

14 200m Breaststroke Men Final

Official














13NZR	13 Years New Zealand Short Course Record	2:22.10	2009-09-29	Erik Kahr UNIAK
14NZR	14 Years New Zealand Short Course Record	2:20.58	2023-08-08 Hawkes Bay	Cameron Karpik United Swimming Club
NZR	Open New Zealand Short Course	2:06.45	2008-12-13	Glenn Snyders

Show more

Entries Heats Summary

Total

Rank	Competitor	Age	Club	RT	PTS	Result
1	Arrowsmith Leo	17	Kings College	0.68		2:14.92 Entry: 2:12.88 (+2.04)
	25m: 13.81	50m: 30.31 (16.50)	75m: 47.16 (16.85)			
	100m: 1:04.73 (17.57)	125m: 1:22.37 (17.64)	150m: 1:40.10 (17.73)			
	175m: 1:57.51 (17.41)	200m: 2:14.92 (17.41)				
2	Story Jacob	16	Avondale C...	0.73		2:18.96 Entry: 2:14.31 (+4.65)
	25m: 14.11	50m: 31.21 (17.10)	75m: 48.41 (17.20)			
	100m: 1:06.38 (17.97)	125m: 1:23.89 (17.51)	150m: 1:42.31 (18.42)			
	175m: 2:01.52 (19.21)	200m: 2:18.96 (17.44)				
3	Yoon Jethrow	14	Westlake B...	0.66		2:20.97 Entry: 2:23.06 (-2.09)
	25m: 14.60	50m: 31.75 (17.15)	75m: 48.97 (17.22)			
	100m: 1:07.05 (18.08)	125m: 1:25.01 (17.96)	150m: 1:43.92 (18.91)			
	175m: 2:02.68 (18.76)	200m: 2:20.97 (18.29)				
4	Wheeler Rylind	16	Christ's Col...	0.68		2:22.84 Entry: 2:23.12 (-0.28)
	25m: 14.64	50m: 32.05 (17.41)	75m: 50.32 (18.27)			
	100m: 1:08.85 (18.53)	125m: 1:26.97 (18.12)	150m: 1:45.34 (18.37)			
	175m: 2:04.07 (18.73)	200m: 2:22.84 (18.77)				
5	Willis Alexander	18	Palmerston...	0.62		2:24.17 Entry: 2:23.76 (+0.41)
	25m: 14.79	50m: 32.01 (17.22)	75m: 49.81 (17.80)			
	100m: 1:08.33 (18.52)	125m: 1:27.03 (18.70)	150m: 1:46.05 (19.02)			
	175m: 2:05.19 (19.14)	200m: 2:24.17 (18.98)				
6	Park John	16	St Paul's C...	0.70		2:25.43 Entry: 2:25.02 (+0.41)
	25m: 14.96	50m: 32.73 (17.77)	75m: 51.16 (18.43)			
	100m: 1:09.94 (18.78)	125m: 1:28.67 (18.73)	150m: 1:47.93 (19.26)			
	175m: 2:06.70 (18.77)	200m: 2:25.43 (18.73)				
7	Cowen Nicholas	17	Rangitoto C...	0.65		2:25.95 Entry: 2:21.09 (+4.86)
	25m: 15.25	50m: 33.17 (17.92)	75m: 51.78 (18.61)			
	100m: 1:10.35 (18.57)	125m: 1:29.21 (18.86)	150m: 1:47.94 (18.73)			
	175m: 2:07.01 (19.07)	200m: 2:25.95 (18.94)				

8	 Bao Elwin	16	 Rangitoto C... 0.72	2:26.07 (-1.80) Entry: 2:27.87
	25m: 14.96 100m: 1:09.80 (18.97) 175m: 2:07.37 (19.09)	50m: 32.66 (17.70) 125m: 1:28.87 (19.07) 200m: 2:26.07 (18.70)	75m: 50.83 (18.17) 150m: 1:48.28 (19.41)	
9	 Li Benson	18	 Westlake B... 0.73	2:26.96 (+1.56) Entry: 2:25.40
	25m: 14.96 100m: 1:10.72 (18.69) 175m: 2:08.72 (18.78)	50m: 33.38 (18.42) 125m: 1:30.31 (19.59) 200m: 2:26.96 (18.24)	75m: 52.03 (18.65) 150m: 1:49.94 (19.63)	
10	 Gemmell Mahuta	16	 Te Kura Ma... 0.67	2:29.08 (-3.78) Entry: 2:32.86
	25m: 14.62 100m: 1:09.79 (18.98) 175m: 2:09.55 (20.15)	50m: 32.30 (17.68) 125m: 1:29.34 (19.55) 200m: 2:29.08 (19.53)	75m: 50.81 (18.51) 150m: 1:49.40 (20.06)	
11	 Morton Oliver	18	 Nelson Coll... 0.65	2:29.13 (+2.85) Entry: 2:26.28
	25m: 15.27 100m: 1:11.57 (19.31) 175m: 2:09.79 (19.16)	50m: 33.85 (18.58) 125m: 1:30.78 (19.21) 200m: 2:29.13 (19.34)	75m: 52.26 (18.41) 150m: 1:50.63 (19.85)	
12	 Sun Danny	14	 Kings College 0.83	2:29.23 (-0.75) Entry: 2:29.98
	25m: 14.76 100m: 1:09.62 (18.83) 175m: 2:09.11 (20.43)	50m: 32.66 (17.90) 125m: 1:28.97 (19.35) 200m: 2:29.23 (20.12)	75m: 50.79 (18.13) 150m: 1:48.68 (19.71)	
13	 Taylor Aidan	15	 Macleans C... 0.72	2:29.93 (-3.23) Entry: 2:33.16
	25m: 15.25 100m: 1:10.69 (18.98) 175m: 2:09.80 (20.20)	50m: 33.05 (17.80) 125m: 1:30.07 (19.38) 200m: 2:29.93 (20.13)	75m: 51.71 (18.66) 150m: 1:49.60 (19.53)	
14	 Smith Michael	17	 St Patrick's ... 0.71	2:30.88 (+1.28) Entry: 2:29.60
	25m: 15.35 100m: 1:11.69 (19.42) 175m: 2:11.16 (19.85)	50m: 33.32 (17.97) 125m: 1:31.25 (19.56) 200m: 2:30.88 (19.72)	75m: 52.27 (18.95) 150m: 1:51.31 (20.06)	
15	 English Leo	14	 Rotorua Bo... 0.70	2:31.15 (-6.33) Entry: 2:37.48
	25m: 14.92 100m: 1:12.37 (19.63) 175m: 2:11.40 (19.70)	50m: 33.40 (18.48) 125m: 1:31.71 (19.34) 200m: 2:31.15 (19.75)	75m: 52.74 (19.34) 150m: 1:51.70 (19.99)	
16	 Lee Yen-Cheng	15	 Auckland G... 0.67	2:32.40 (-1.72) Entry: 2:34.12
	25m: 15.50 100m: 1:12.43 (19.67) 175m: 2:12.10 (19.25)	50m: 33.71 (18.21) 125m: 1:32.69 (20.26) 200m: 2:32.40 (20.30)	75m: 52.76 (19.05) 150m: 1:52.85 (20.16)	
17	 Aloua Finn	13	 Kings College 0.72	2:32.47 (-2.15) Entry: 2:34.62
	25m: 15.99 100m: 1:14.02 (19.62) 175m: 2:12.76 (19.94)	50m: 35.06 (19.07) 125m: 1:33.43 (19.41) 200m: 2:32.47 (19.71)	75m: 54.40 (19.34) 150m: 1:52.82 (19.39)	
18	 Holmberg Nathan	17	 Aquinas Co... 0.68	2:32.93 (-1.43) Entry: 2:34.36
	25m: 15.61	50m: 34.34 (18.73)	75m: 53.17 (18.83)	

100m: 1:12.61 (19.44) 125m: 1:31.95 (19.34) 150m: 1:51.93 (19.98)
175m: 2:12.01 (20.08) 200m: 2:32.93 (20.92)


19  Wong Eric

15  Palmerston... 0.61

2:33.22
Entry: 2:36.94 (-3.72)

25m: 14.63 50m: 32.82 (18.19) 75m: 51.72 (18.90)
100m: 1:11.33 (19.61) 125m: 1:31.21 (19.88) 150m: 1:51.90 (20.69)
175m: 2:12.30 (20.40) 200m: 2:33.22 (20.92)


20  Thompson Robert

16  Amuri Area ... 0.77

2:33.34
Entry: 2:36.39 (-3.05)

25m: 15.41 50m: 34.01 (18.60) 75m: 52.95 (18.94)
100m: 1:12.46 (19.51) 125m: 1:31.95 (19.49) 150m: 1:51.98 (20.03)
175m: 2:12.36 (20.38) 200m: 2:33.34 (20.98)

21  Xie Jasper

13  Kings College 0.66

2:33.54
Entry: 2:38.24 (-4.70)


25m: 16.20 50m: 34.75 (18.55) 75m: 53.48 (18.73)
100m: 1:12.99 (19.51) 125m: 1:32.91 (19.92) 150m: 1:53.02 (20.11)
175m: 2:13.03 (20.01) 200m: 2:33.54 (20.51)

22  English Finley

16  Western He... 0.75

2:34.38
Entry: 2:26.81 (+7.57)

25m: 15.23 50m: 33.72 (18.49) 75m: 53.14 (19.42)
100m: 1:13.00 (19.86) 125m: 1:33.07 (20.07) 150m: 1:53.30 (20.23)
175m: 2:14.11 (20.81) 200m: 2:34.38 (20.27)

23  Broadfoot Declan

14  Wellington ... 0.70

2:34.68
Entry: 2:28.58 (+6.10)


25m: 15.78 50m: 34.62 (18.84) 75m: 53.63 (19.01)
100m: 1:13.65 (20.02) 125m: 1:33.48 (19.83) 150m: 1:53.56 (20.08)
175m: 2:14.00 (20.44) 200m: 2:34.68 (20.68)

24  Otene Jaiah

13  New Plymo... 0.78

2:35.09
Entry: 2:39.58 (-4.49)

25m: 15.80 50m: 35.20 (19.40) 75m: 54.99 (19.79)
100m: 1:15.48 (20.49) 125m: 1:35.25 (19.77) 150m: 1:55.52 (20.27)
175m: 2:15.21 (19.69) 200m: 2:35.09 (19.88)

25  Clague Cooper

18  Westlake B... 0.64

2:35.23
Entry: 2:24.88 (+10.35)


25m: 15.64 50m: 34.79 (19.15) 75m: 54.62 (19.83)
100m: 1:14.82 (20.20) 125m: 1:35.29 (20.47) 150m: 1:55.91 (20.62)
175m: 2:15.99 (20.08) 200m: 2:35.23 (19.24)


26  Pask Zack

16  Tauranga B... 0.76

2:35.49
Entry: 2:29.69 (+5.80)

25m: 15.92 50m: 35.41 (19.49) 75m: 55.58 (20.17)
100m: 1:15.78 (20.20) 125m: 1:36.07 (20.29) 150m: 1:56.47 (20.40)
175m: 2:15.96 (19.49) 200m: 2:35.49 (19.53)

27  Jiang Matthew

14  Kings College 0.82

2:35.82
Entry: 2:34.23 (+1.59)























25m: 15.88 50m: 34.90 (19.02) 75m: 54.24 (19.34)
100m: 1:14.14 (19.90) 125m: 1:34.35 (20.21) 150m: 1:55.01 (20.66)
175m: 2:15.41 (20.40) 200m: 2:35.82 (20.41)

28  Joyce Josiah

15  Hamilton C... 0.68


2:36.03
Entry: 2:42.07 (-6.04)

25m: 16.41 50m: 35.68 (19.27) 75m: 55.13 (19.45)
100m: 1:15.41 (20.28) 125m: 1:35.75 (20.34) 150m: 1:56.24 (20.49)
175m: 2:15.93 (19.69) 200m: 2:36.03 (20.10)

29	 Dickison Jayden	15	 Scots College	0.69	2:36.90 Entry: 2:35.20 (+1.70)
	25m: 15.66	50m: 35.06 (19.40)	75m: 54.61 (19.55)		
	100m: 1:14.89 (20.28)	125m: 1:34.97 (20.08)	150m: 1:55.48 (20.51)		
	175m: 2:16.02 (20.54)	200m: 2:36.90 (20.88)			
30	 Heerikhuisen Jaden	14	 St Peters S...	0.69	2:36.93 Entry: 2:37.54 (-0.61)
	25m: 16.83	50m: 36.70 (19.87)	75m: 57.19 (20.49)		
	100m: 1:16.83 (19.64)	125m: 1:36.84 (20.01)	150m: 1:57.08 (20.24)		
	175m: 2:17.05 (19.97)	200m: 2:36.93 (19.88)			
31	 Mitchell Caleb	15	 Auckland G...	0.82	2:37.63 Entry: 2:39.27 (-1.64)
	25m: 16.00	50m: 35.09 (19.09)	75m: 54.31 (19.22)		
	100m: 1:14.59 (20.28)	125m: 1:35.07 (20.48)	150m: 1:56.25 (21.18)		
	175m: 2:16.87 (20.62)	200m: 2:37.63 (20.76)			
32	 Zhao Rick	14	 Botany Do...	0.69	2:37.69 Entry: 2:36.91 (+0.78)
	25m: 15.89	50m: 35.58 (19.69)	75m: 55.57 (19.99)		
	100m: 1:15.88 (20.31)	125m: 1:36.42 (20.54)	150m: 1:57.42 (21.00)		
	175m: 2:17.95 (20.53)	200m: 2:37.69 (19.74)			
33	 Sugiyama Taka	16	 Otago Boys...	0.68	2:38.05 Entry: 2:35.92 (+2.13)
	25m: 15.38	50m: 34.13 (18.75)	75m: 53.53 (19.40)		
	100m: 1:13.76 (20.23)	125m: 1:34.69 (20.93)	150m: 1:55.86 (21.17)		
	175m: 2:16.95 (21.09)	200m: 2:38.05 (21.10)			
34	 Jung-Ishida Kai	15	 Western He...	0.73	2:38.41 Entry: 2:37.71 (+0.70)
	25m: 16.68	50m: 35.92 (19.24)	75m: 55.22 (19.30)		
	100m: 1:14.81 (19.59)	125m: 1:35.25 (20.44)	150m: 1:55.81 (20.56)		
	175m: 2:17.40 (21.59)	200m: 2:38.41 (21.01)			
35	 Sands Hunter	16	 Aquinas Co...	0.74	2:38.70 Entry: 2:35.27 (+3.43)
	25m: 15.48	50m: 34.32 (18.84)	75m: 54.52 (20.20)		
	100m: 1:15.04 (20.52)	125m: 1:35.88 (20.84)	150m: 1:57.04 (21.16)		
	175m: 2:17.62 (20.58)	200m: 2:38.70 (21.08)			
36	 Maunder Jamie	17	 Westlake B...	0.72	2:39.08 Entry: 2:35.25 (+3.83)
	25m: 15.66	50m: 34.45 (18.79)	75m: 53.95 (19.50)		
	100m: 1:14.40 (20.45)	125m: 1:35.54 (21.14)	150m: 1:56.85 (21.31)		
	175m: 2:17.79 (20.94)	200m: 2:39.08 (21.29)			
37	 McAlister Sam	16	 St Andrew's...	0.68	2:39.60 Entry: 2:37.15 (+2.45)
	25m: 15.68	50m: 34.97 (19.29)	75m: 54.90 (19.93)		
	100m: 1:15.74 (20.84)	125m: 1:36.41 (20.67)	150m: 1:57.72 (21.31)		
	175m: 2:18.60 (20.88)	200m: 2:39.60 (21.00)			
38	 Yuan Gary	16	 Auckland G...	0.69	2:40.30 Entry: 2:36.97 (+3.33)
	25m: 16.55	50m: 36.39 (19.84)	75m: 56.68 (20.29)		
	100m: 1:17.35 (20.67)	125m: 1:37.91 (20.56)	150m: 1:58.71 (20.80)		
	175m: 2:19.47 (20.76)	200m: 2:40.30 (20.83)			
39	 Tilley Christopher	15	 Hillcrest Hi...	0.72	2:40.52 Entry: 2:41.76 (-1.24)
	25m: 17.05	50m: 36.87 (19.82)	75m: 57.32 (20.45)		


100m: 1:18.11 (20.79) 125m: 1:38.40 (20.29) 150m: 1:59.29 (20.89)
175m: 2:20.04 (20.75) 200m: 2:40.52 (20.48)

40  Liu Sonny

14  Pinehurst S... 0.68

2:41.39
Entry: 2:41.86 (-0.47)

25m: 17.06 50m: 36.97 (19.91) 75m: 56.79 (19.82)
100m: 1:17.33 (20.54) 125m: 1:37.84 (20.51) 150m: 1:58.90 (21.06)
175m: 2:19.80 (20.90) 200m: 2:41.39 (21.59)


41  Searle Bradley

15  ACG Parne... 0.63

2:42.95
Entry: 2:48.75 (-5.80)

25m: 16.46 50m: 36.46 (20.00) 75m: 56.90 (20.44)
100m: 1:17.80 (20.90) 125m: 1:38.35 (20.55) 150m: 1:59.35 (21.00)
175m: 2:20.60 (21.25) 200m: 2:42.95 (22.35)

42  Karena Luke

15  Henderson ... 0.77

2:44.00
Entry: 2:45.19 (-1.19)


25m: 16.15 50m: 35.11 (18.96) 75m: 54.83 (19.72)
100m: 1:15.80 (20.97) 125m: 1:37.37 (21.57) 150m: 1:59.38 (22.01)
175m: 2:21.50 (22.12) 200m: 2:44.00 (22.50)

43  Sun William

17  Kings College 0.67

2:44.24
Entry: 2:30.77 (+13.47)

25m: 15.43 50m: 34.29 (18.86) 75m: 53.80 (19.51)
100m: 1:14.20 (20.40) 125m: 1:35.38 (21.18) 150m: 1:57.93 (22.55)
175m: 2:20.64 (22.71) 200m: 2:44.24 (23.60)


44  Lushkott Tyler

14  Auckland G... 0.75

2:44.47
Entry: 2:47.77 (-3.30)

25m: 16.37 50m: 36.11 (19.74) 75m: 56.72 (20.61)
100m: 1:18.23 (21.51) 125m: 1:40.12 (21.89) 150m: 2:02.53 (22.41)
175m: 2:23.58 (21.05) 200m: 2:44.47 (20.89)

45  Ives Lewis

13  Palmerston... 0.70

2:45.11
Entry: 2:47.60 (-2.49)

25m: 16.80 50m: 37.13 (20.33) 75m: 58.52 (21.39)
100m: 1:20.64 (22.12) 125m: 1:41.46 (20.82) 150m: 2:02.85 (21.39)
175m: 2:23.90 (21.05) 200m: 2:45.11 (21.21)

46  Pearson Zane

16  Whakatane... 0.66

2:45.13
Entry: 2:49.78 (-4.65)

25m: 17.25 50m: 38.27 (21.02) 75m: 59.10 (20.83)
100m: 1:20.17 (21.07) 125m: 1:41.29 (21.12) 150m: 2:02.53 (21.24)
175m: 2:23.68 (21.15) 200m: 2:45.13 (21.45)

47  Calder-Kerr Maxwell

14  Palmerston... 0.74

2:45.99
Entry: 2:45.44 (+0.55)

25m: 17.44 50m: 37.88 (20.44) 75m: 58.41 (20.53)
100m: 1:19.92 (21.51) 125m: 1:41.29 (21.37) 150m: 2:03.13 (21.84)
175m: 2:24.47 (21.34) 200m: 2:45.99 (21.52)

48  Kuwano Joe

17  Mahurangi ... 0.64

2:46.31
Entry: 2:44.60 (+1.71)























25m: 15.93 50m: 35.52 (19.59) 75m: 56.18 (20.66)
100m: 1:18.07 (21.89) 125m: 1:39.05 (20.98) 150m: 2:01.29 (22.24)
175m: 2:23.34 (22.05) 200m: 2:46.31 (22.97)

49  O'Connor-Close Ewan

15  Wellington ... 0.76

2:46.76
Entry: 2:45.12 (+1.64)

25m: 17.01 50m: 37.49 (20.48) 75m: 58.09 (20.60)
100m: 1:18.64 (20.55) 125m: 1:39.74 (21.10) 150m: 2:01.94 (22.20)
175m: 2:24.02 (22.08) 200m: 2:46.76 (22.74)

50	 O'Mara Ethan	16	 Wentworth ...	0.73	2:47.26 Entry: 2:44.34 (+2.92)
	25m: 16.69 100m: 1:19.35 (21.52) 175m: 2:25.07 (21.94)	50m: 36.88 (20.19) 125m: 1:40.93 (21.58) 200m: 2:47.26 (22.19)	75m: 57.83 (20.95) 150m: 2:03.13 (22.20)		
51	 Herbert Will	14	 Macleans C...	0.75	2:47.28 Entry: 2:46.92 (+0.36)
	25m: 16.96 100m: 1:19.92 (21.37) 175m: 2:25.98 (21.98)	50m: 37.44 (20.48) 125m: 1:41.85 (21.93) 200m: 2:47.28 (21.30)	75m: 58.55 (21.11) 150m: 2:04.00 (22.15)		
52	 Houghton Luke	14	 Bethlehem ...	0.66	2:47.80 Entry: 2:46.87 (+0.93)
	25m: 16.64 100m: 1:19.29 (21.40) 175m: 2:25.33 (22.27)	50m: 36.90 (20.26) 125m: 1:40.86 (21.57) 200m: 2:47.80 (22.47)	75m: 57.89 (20.99) 150m: 2:03.06 (22.20)		
53	 Rowland Dominic	13	 Trident Hig...	0.74	2:48.32 Entry: 2:47.84 (+0.48)
	25m: 16.49 100m: 1:20.10 (21.86) 175m: 2:26.67 (22.21)	50m: 36.99 (20.50) 125m: 1:42.37 (22.27) 200m: 2:48.32 (21.65)	75m: 58.24 (21.25) 150m: 2:04.46 (22.09)		
54	 Palmer-Bensemam Jaxon	17	 Nelson Coll...	0.62	2:49.42 Entry: 2:46.78 (+2.64)
	25m: 17.24 100m: 1:21.16 (21.69) 175m: 2:26.87 (21.88)	50m: 38.46 (21.22) 125m: 1:42.90 (21.74) 200m: 2:49.42 (22.55)	75m: 59.47 (21.01) 150m: 2:04.99 (22.09)		
55	 Turei Braden	13	 Havelock N...	0.77	2:49.53 Entry: 2:46.14 (+3.39)
	25m: 16.91 100m: 1:19.56 (21.89) 175m: 2:26.91 (22.60)	50m: 36.88 (19.97) 125m: 1:41.52 (21.96) 200m: 2:49.53 (22.62)	75m: 57.67 (20.79) 150m: 2:04.31 (22.79)		
56	 Zhang Ethan	15	 Macleans C...	0.69	2:49.78 Entry: 2:50.02 (-0.24)
	25m: 16.93 100m: 1:20.50 (22.06) 175m: 2:27.17 (22.30)	50m: 37.36 (20.43) 125m: 1:42.55 (22.05) 200m: 2:49.78 (22.61)	75m: 58.44 (21.08) 150m: 2:04.87 (22.32)		
57	 Haydon James	SB14 17	 Selwyn Coll...	0.72	586 2:50.21 Entry: 2:49.11 (+1.10)
	25m: 16.45 100m: 1:18.64 (22.02) 175m: 2:26.99 (23.41)	50m: 35.91 (19.46) 125m: 1:41.02 (22.38) 200m: 2:50.21 (23.22)	75m: 56.62 (20.71) 150m: 2:03.58 (22.56)		
58	 Cryer Max	14	 Morrinsville...	0.68	2:50.76 Entry: 2:52.49 (-1.73)
	25m: 17.12 100m: 1:21.27 (22.14) 175m: 2:28.36 (21.82)	50m: 37.66 (20.54) 125m: 1:43.72 (22.45) 200m: 2:50.76 (22.40)	75m: 59.13 (21.47) 150m: 2:06.54 (22.82)		
59	 Mundy Joe	17	 St Andrew's...	0.79	2:51.66 Entry: 2:49.91 (+1.75)
	25m: 17.09 100m: 1:20.32 (22.00) 175m: 2:28.54 (23.04)	50m: 37.32 (20.23) 125m: 1:42.91 (22.59) 200m: 2:51.66 (23.12)	75m: 58.32 (21.00) 150m: 2:05.50 (22.59)		
60	 Oyston Dhylan	14	 Kings College	0.74	2:51.96 Entry: 2:47.24 (+4.72)
	25m: 17.70	50m: 37.91 (20.21)	75m: 59.19 (21.28)		

100m: 1:21.44 (22.25) 125m: 1:43.98 (22.54) 150m: 2:07.30 (23.32)
175m: 2:29.63 (22.33) 200m: 2:51.96 (22.33)


61  Henderson Travis

13  Pakuranga ... 0.77

2:54.08
Entry: 2:54.83 (-0.75)


25m: 17.18 50m: 37.45 (20.27) 75m: 59.01 (21.56)
100m: 1:21.18 (22.17) 125m: 1:44.06 (22.88) 150m: 2:07.06 (23.00)
175m: 2:31.20 (24.14) 200m: 2:54.08 (22.88)


62  Wiley Daniel

14  St Johns C... 0.65

2:54.74
Entry: 2:54.19 (+0.55)

25m: 18.02 50m: 39.28 (21.26) 75m: 1:01.43 (22.15)
100m: 1:23.89 (22.46) 125m: 1:46.74 (22.85) 150m: 2:09.68 (22.94)
175m: 2:32.12 (22.44) 200m: 2:54.74 (22.62)


63  Douglas Monte

14  Lindisfarne ... 0.65

2:59.35
Entry: 2:57.17 (+2.18)


25m: 17.55 50m: 39.23 (21.68) 75m: 1:01.68 (22.45)
100m: 1:25.03 (23.35) 125m: 1:48.23 (23.20) 150m: 2:11.93 (23.70)
175m: 2:35.86 (23.93) 200m: 2:59.35 (23.49)

64  Li Anthony

13  Scots College 0.73

3:00.00
Entry: 3:00.68 (-0.68)


25m: 17.29 50m: 38.13 (20.84) 75m: 59.66 (21.53)
100m: 1:22.34 (22.68) 125m: 1:45.93 (23.59) 150m: 2:10.02 (24.09)
175m: 2:34.81 (24.79) 200m: 3:00.00 (25.19)


65  Zhu Ryder

13  Kristin School 0.60

3:00.30
Entry: 3:02.02 (-1.72)

25m: 18.75 50m: 40.12 (21.37) 75m: 1:02.43 (22.31)
100m: 1:25.56 (23.13) 125m: 1:49.09 (23.53) 150m: 2:12.88 (23.79)
175m: 2:36.61 (23.73) 200m: 3:00.30 (23.69)

-  Markovich Nemanya

16  Mt Roskill ... 0.65

DSQ